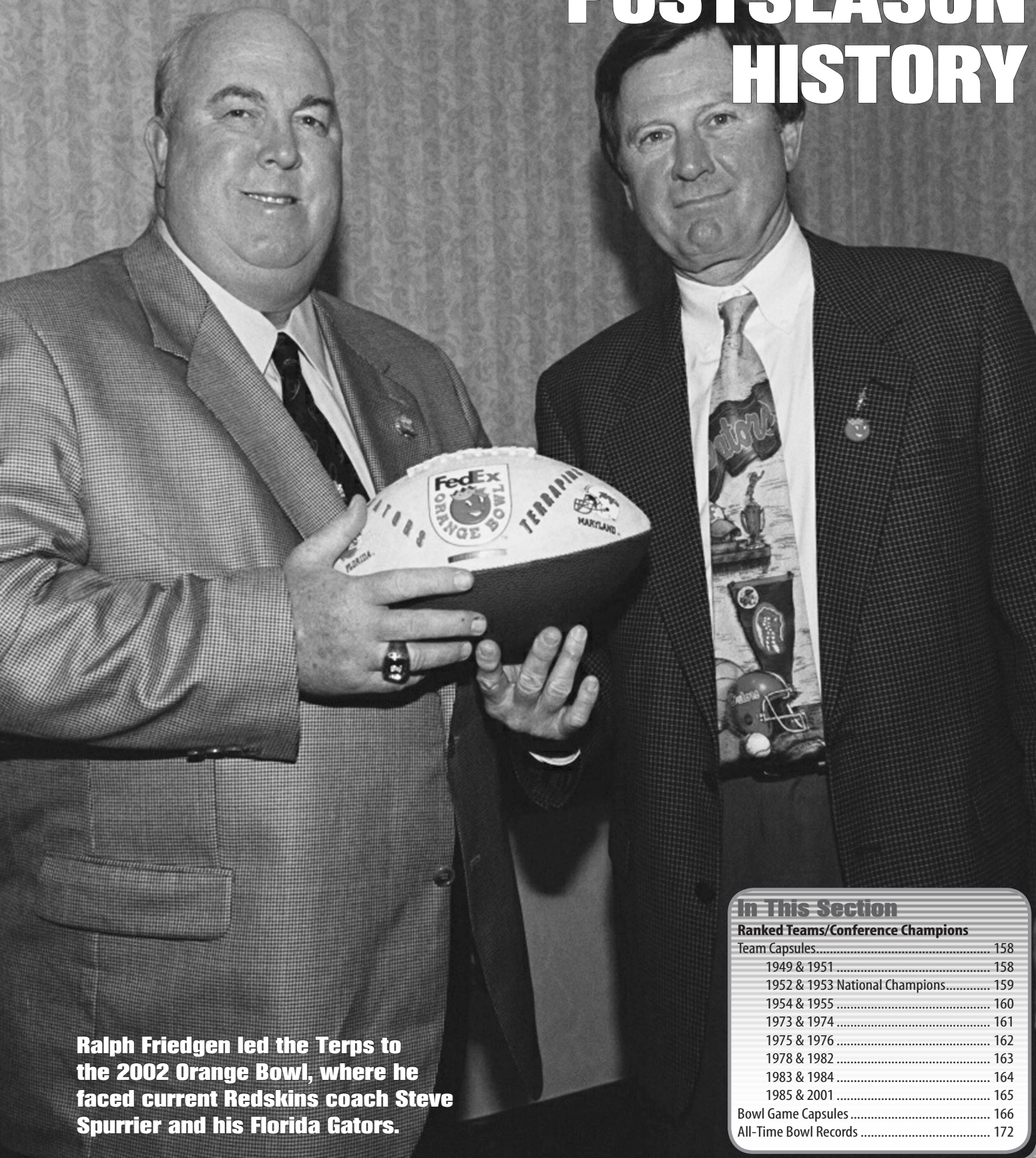


POSTSEASON HISTORY

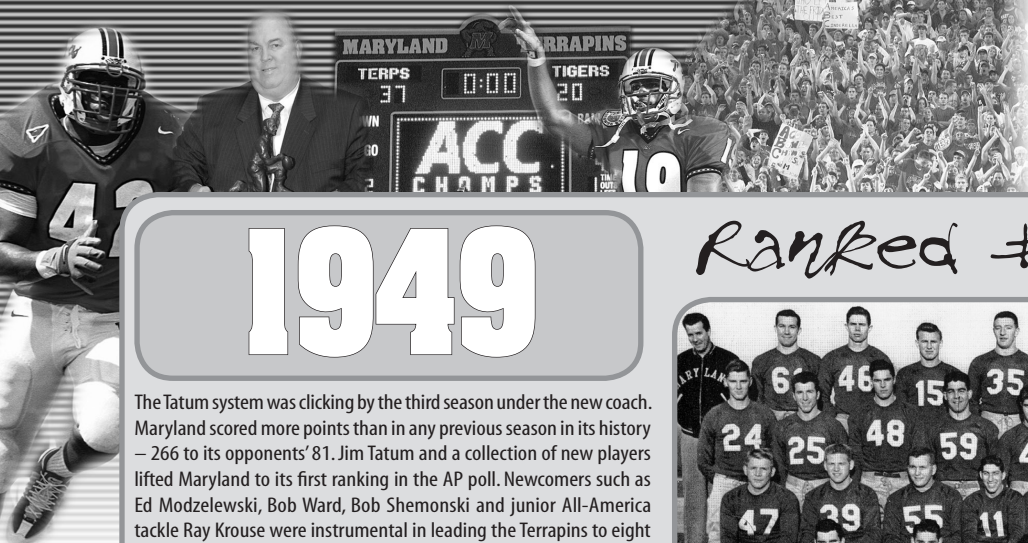


Ralph Friedgen led the Terps to the 2002 Orange Bowl, where he faced current Redskins coach Steve Spurrier and his Florida Gators.

In This Section

Ranked Teams/Conference Champions

Team Capsules.....	158
1949 & 1951	158
1952 & 1953 National Champions.....	159
1954 & 1955	160
1973 & 1974	161
1975 & 1976	162
1978 & 1982	163
1983 & 1984	164
1985 & 2001	165
Bowl Game Capsules	166
All-Time Bowl Records	172



postseason history

1949

The Tatum system was clicking by the third season under the new coach. Maryland scored more points than in any previous season in its history – 266 to its opponents' 81. Jim Tatum and a collection of new players lifted Maryland to its first ranking in the AP poll. Newcomers such as Ed Modzelewski, Bob Ward, Bob Shemonski and junior All-America tackle Ray Krouse were instrumental in leading the Terrapins to eight decisive regular season victories, losing only to No. 13 Michigan State, 14-7. The Terps plowed through the opposition, and after beating No. 15 Boston U. by a 14-13 count, earned the No. 15 poll position themselves. Maryland ended the regular season with a 13-0 shutout at Miami. The Terps earned their first bowl victory with a 20-7 rout of Missouri in the Gator Bowl.


Southern Conf. Standings

Team	SC	Overall	Team	SC	Overall
	W-L-T	W-L-T		W-L-T	W-L-T
No. Carolina	5-0-0	7-4-0	So. Carolina	3-3-0	4-6-0
Maryland	4-0-0	9-1-0	Wake Forest	3-3-0	4-6-0
Wash & Lee	3-1-1	3-5-1	G. Washington	2-3-0	4-5-0
Duke	4-2-0	6-3-0	NC State	3-6-0	3-7-0
Wm. & Mary	4-2-0	6-4-0	Virginia Tech	1-5-2	1-7-2
The Citadel	2-2-0	4-5-0	Richmond	2-6-0	3-7-0
Clemson	2-2-0	4-4-2	Davidson	1-5-0	2-8-0
Furman	3-3-0	3-6-0			

Southern Conf. Bowl Game

Gator Bowl: Maryland 20, Missouri 7

Ranked #14



Maryland Results (9-1, 4-0)

9-1-0 (4-0, 4-1, 1-0) • SC: 4-0-0, 2nd

Head Coach: Jim Tatum

S24		• at Virginia Tech	W	34-7
S30		Georgetown	W	33-7
08	[–]	at Michigan State	L	7-14
022		• at NC State	W	14-6
029		• South Carolina ^{1C}	W	44-7
N5		• George Washington	W	40-14
N12	[–]	at Boston University	W	14-13
N24	[15]	West Virginia	W	47-7
D2	[14]	at Miami	W	13-0

Gator Bowl

J2	[14]	[20]	Missouri ¹	W	20-7
----	------	------	-----------------------	---	------

¹ at Jacksonville, Fla. (Gator Bowl)



Ed "Mighty Mo" Modzelewski running for a TD at NC State on Oct. 22.

1951

SOUTHERN CONFERENCE CO-CHAMPIONS

Maryland completed its only undefeated season in history and clobbered top-ranked and heavily favored Tennessee in the Sugar Bowl to lay its own claim to a national crown. Led by All-American tackles Bob Ward and Ray Krouse, brothers Ed and Dick Modzelewski, and QB Jack Scarbath, Maryland accepted a Sugar Bowl invitation against the recommendation of Southern Conference presidents who sought for all league institutions to boycott the bowls. The Terps were decided underdogs against No. 1 Tennessee, but Ed "Mighty Mo" Modzelewski's 153 rushing yards and a 28-13 victory prompted Tennessee coach Bob Neyland to state, "We were soundly beaten by a superior team."

Southern Conf. Standings

Team	SC	Overall	Team	SC	Overall
	W-L-T	W-L-T		W-L-T	W-L-T
Maryland	5-0-0	10-0-0	G. Washington	2-3-1	2-6-1
VMI	5-0-0	7-3-0	North Carolina	2-3-0	2-8-0
Wash & Lee	5-1-0	6-4-0	West Virginia	2-3-0	5-5-0
Wm. & Mary	5-1-0	7-3-0	NC State	2-6-0	3-7-0
Clemson	3-1-0	7-3-0	Richmond	2-6-0	3-8-0
Duke	4-2-0	5-4-1	The Citadel	1-3-0	4-6-0
South Carolina	5-3-0	5-4-0	Furman	1-4-1	3-6-1
Wake Forest	5-3-0	6-4-0	Davidson	1-5-0	1-8-0
			Virginia Tech	1-7-0	2-8-0

Southern Conf. Bowl Game

Sugar Bowl: Maryland 28, Tennessee 13

Ranked #3



Maryland Results (10-0, 5-0)

10-0-0 (5-0, 3-0, 2-0) • SC: 5-0-0, Co-Champions

Head Coach: Jim Tatum

S29	[16]	[–]	• at Washington & Lee	W	54-14
06	[9]	[–]	• George Washington	W	33-6
013	[10]	[–]	at Georgia	W	43-7
020	[7]	[–]	• North Carolina	W	14-7
027	[5]	[–]	at Louisiana State	W	27-0
N3	[4]	[–]	Missouri ^{1C}	W	35-0
N10	[3]	[–]	Navy ¹	W	40-21
N17	[5]	[–]	• NC State	W	53-0
N24	[4]	[–]	• West Virginia	W	54-7

Sugar Bowl

J2	[3]	[1]	Tennessee ²	W	28-13
----	-----	-----	------------------------	---	-------

¹ at Baltimore, Md. (Memorial Stadium)

² at New Orleans, La. (Tulane-Sugar Bowl Stadium)



Chet "The Jet" Hanulak raced for this 31-yard TD vs. Missouri on Nov. 3.


1952

The amazing win streak continued in 1952, but it ended abruptly and Maryland was kept out of a bowl game despite its No. 13 final ranking. The Terps had amassed 19 straight wins and 22 straight games without a defeat before falling 21-14 at Mississippi on Nov. 15. The end came in the eighth game of a schedule that was revised heavily after Southern Conference teams refused to play Maryland because the Terps had chosen to play in the previous season's Sugar Bowl. Ole Miss scored a pair of fourth quarter touchdowns to upend the Terps, and Maryland fell 27-7 to Alabama the following week to quell any hopes of a bowl bid. Bernie Faloney and Jack Scarbath both were All-Americans and Scarbath, a preseason favorite to win the Heisman Trophy, finished second in the balloting.



Chet Hanulak raced past the Boston U. defenders for a 15-yard TD on Nov. 1.

Ranked #13



Maryland Results (7-2)

7-2-0 (3-0, 4-2)

Head Coach: Jim Tatum

S20	[2]	[—]	at MissouriW	13-10
S27	[2]	[—]	at AuburnW	13-7
04	[3]	[—]	ClemsonW	28-0
011	[4]	[19]	at GeorgiaW	37-0
018	[2]	[20]	NavyW	38-7
025	[2]	[—]	Louisiana State ^{1c}W	34-6
N1	[2]	[—]	at Boston U.W	34-7
N15	[3]	[11]	at MississippiL	14-21
N22	[8]	[14]	at AlabamaL	7-27



Jack Scarbath heading for paydirt in the Terps' win over Auburn on Sept. 27.

1953

College Park is home to the nation's No. 1 football team. The Maryland grid team swept past its 10 regular season opponents with a perfect record and, in so doing, scored a total of 298 points while limiting its opposition to a record 31. Coach Jim Tatum was named the national coach of the year and many Old Line players were selected to various all-star teams. Operating out of the split T, Maryland ranked sixth in the nation in total offense with a 359.5-yard average. On defense, the team yielded only 193.2 yards per game and led the country in rushing (83.9) and scoring defense (3.1). During the '53 campaign, the Terps made up for two defeats handed them in 1952 by decisively beating Mississippi and Alabama. After the Terps downed Miami 30-0, Hurricanes coach Andy Gustafson summed up the nation's top team by saying, "Maryland has one of the greatest teams I've ever seen." Maryland began the season with a No. 9 preseason ranking by the Associated Press and took over the top spot in the polls on the final week of the regular season after the No. 2 Terps waxed the No. 11 Crimson Tide, 21-0. The top-ranked and undefeated Terps tied No. 18 Duke for the inaugural ACC title, but fell to 10-1 after losing the Orange Bowl to Oklahoma, 7-0.


ACC Standings

Team	ACC			Overall		
	W-L-T	Pts.	Opp.	W-L-T	Pts.	Opp.
Duke	4-0-0	105	27	7-2-1	217	81
Maryland	3-0-0	70	6	10-1-0	298	38
South Carolina	2-3-0	58	70	7-3-0	198	97
North Carolina	2-3-0	67	99	4-6-0	173	187
Wake Forest	2-3-0	52	75	3-6-1	123	157
Clemson	1-2-0	25	34	3-5-1	139	172
NC State	0-3-0	14	80	1-9-0	80	263
Virginia				1-8-0	75	242

ACC Bowl Game

Orange Bowl: Oklahoma 7, Maryland 0

National Champions



First row, from left: Duke Wyre, head trainer; Ed O'Connor; Ralph Felton; Stan Jones; co-captains Bob Morgan and Bernie Faloney; Chet Hanulak; Dick Nolan; Charles Lattimer; Marty Crytzer; Tom Breunich; John Irvine; Herb Hoffman. **Second row:** John Bowersox; Dick Shipley; Dick Bielski; Lynn Beightol; Ed Vereb; Ron Waller; Paul Kramer; Bill Walker; George Palahunick; Al Wharton; Don Espy; Tom Selep. **Third row:** Charles Boxold; Tom Schloemer; Fred Tullai; Tim Flynn; Dave Nusz; John Merricks; Stan Polyanski; George Albrecht; Don Brougher; Ralph Baiert; Russell Dennis; Bob Haroth; Jim Ryan; Joe Horning. **Fourth row:** Dick O'Donnell; Jim Skarda; Bill Venter; Ed Perry; John Uzick; Augie Waibel; Hal Tray; Lynn Szafranski; Gene Dyson; Frank Bartko; Gene Sullivan; Joe Ponzio; Vic Giloni; Bob Pellegrini. **Fifth row:** Ben Kopet; Dave Ritter; Dick Porter; Jim Parsons; Tom McLuckie; John Weicicowski; Roger Curry; Ray Blackburn; George Claves; Bob Pivec; Jim Kilgallen; Martin Greenberg, head manager; John Lacey, assistant trainer. **Sixth row:** Managers Tom Cox, Donald Date and Tom O'Rourke; Assistant coaches Tom Mont, Vern Seibert, Jack Hennemier, Warren Giese and Emmett Cheek; Head coach Jim Tatum; Assistant coaches Bob Ward, Bill Dowell and Eddie Teague.

Maryland Results (10-1, 3-0)

10-1-0 (5-0, 4-0, 1-1) • ACC: 3-0-0, Co-Champions

Head Coach: Jim Tatum

S19	[9]	[—]	at MissouriW	20-6
S26	[9]	[—]	Washington & LeeW	52-0
03	[3]	[—]	• at ClemsonW	20-0
010	[4]	[—]	GeorgiaW	40-13
017	[3]	[—]	• at North CarolinaW	26-0
023	[3]	[—]	at MiamiW	30-0
030	[2]	[—]	• South Carolina ^{1c}W	24-6
N7	[2]	[—]	George Washington ¹W	27-6
N14	[2]	[11]	MississippiW	38-0
N21	[2]	[11]	AlabamaW	21-0

Orange Bowl


J1	[1]	[4]	Oklahoma ²L	0-7
----	-----	-----	-----------------------	--------	-----

Final AP Poll #1

¹ at Washington, D.C. (Griffith Stadium); ² at Miami, Fla. (Orange Bowl)



The Terps carried coach Jim Tatum off the field at UNC after a 26-0 shutout of the Tar Heels.



postseason history

1954

Entering the season ranked No. 3 in the nation, the Terps began the 1954 campaign in convincing style, shutting out Kentucky 24-0 in their season opener. But the Terps stumbled in their next game, losing a close 12-7 decision to fourth-ranked UCLA. That dropped Maryland to No. 13 in the polls heading into its ACC matchup vs. Wake Forest. A 13-13 tie with the Demon Deacons sent the Terps tumbling out of the national rankings for the first time since 1950. Maryland rebounded to shut out North Carolina 33-0 before dropping a 9-7 road decision to Miami. The Terps went on to win their final five games by a combined score of 200-33, including a 74-13 Thanksgiving Day shellacking of Missouri. Maryland finished the season with a No. 8 national ranking.


ACC Standings

Team	ACC			Overall		
	W-L-T	Pts.	Opp.	W-L-T	Pts.	Opp.
Duke	4-0-0	122	47	8-2-1	270	161
Maryland	4-0-1	124	27	7-2-1	280	67
North Carolina	4-2-0	93	126	4-5-1	140	222
South Carolina	3-3-0	86	94	6-4-0	172	153
Clemson	1-2-0	40	49	5-5-0	193	121
Wake Forest	1-4-1	106	107	2-7-1	129	165
Virginia	0-2-0	14	53	3-6-0	113	162
NC State	0-4-0	27	109	2-8-0	104	193

ACC Bowl Game

Orange Bowl: Duke 34, Nebraska 7

Ranked #8




Maryland Results (7-2-1, 4-0-1)

7-2-1 (5-0, 2-2-1) • ACC: 4-0-1, 2nd

Head Coach: Jim Tatum

S18	[3]	[-]	at Kentucky.....	W 24-0
O1	[6]	[4]	at UCLA.....	L 7-12
O9	[13]	[-]	• at Wake Forest.....	T 13-13
O16			• North Carolina.....	W 33-0
O22	[-]	[16]	at Miami.....	L 7-9
O30			• at South Carolina.....	W 20-0
N6			• NC State ^{HC}	W 42-14
N13	[17]	[-]	• Clemson.....	W 16-0
N20	[13]	[-]	George Washington.....	W 48-6
N25	[10]	[-]	Missouri.....	W 74-13



1954 co-captains Dick Bielski (41) and John Irvine (50).

1955

ACC CO-CHAMPIONS

For the second time in the ACC's first three years, Maryland and Duke tied for the league title with identical 4-0 records. The Terps finished third in both polls while the Blue Devils earned a 16th listing in the UPI poll. The ACC posted a 22-18-1 mark against non-conference opponents. Maryland led the nation in defense against the rush, allowing 83.9 yards per game. Maryland had a 15-game win streak snapped with a 20-6 loss to Oklahoma in the Orange Bowl. Terp center Bob Pellegrini was a consensus All-America and national college lineman of the year.


ACC Standings

Team	ACC			Overall		
	W-L-T	Pts.	Opp.	W-L-T	Pts.	Opp.
Maryland	4-0-0	105	26	10-1-0	217	77
Duke	4-0-0	94	14	7-2-1	196	95
Clemson	3-1-0	79	59	7-3-0	206	144
North Carolina	3-3-0	90	102	3-7-0	117	218
Wake Forest	3-3-1	105	100	5-4-1	131	157
South Carolina	1-5-0	75	176	3-6-0	120	209
NC State	0-2-1	38	71	4-5-1	206	193
Virginia	0-4-0	42	80	1-9-0	96	201

ACC Bowl Game

Orange Bowl: Oklahoma 20, Maryland 6

Ranked #3



Maryland Results (10-1, 4-0)

10-1-0 (5-0, 5-0, 0-1) • ACC: 4-0-0, Co-Champions

Head Coach: Jim Tatum


S17	[8]	[-]	at Missouri.....	W 13-12
S24	[5]	[1]	UCLA.....	W 7-0
O1	[1]	[20]	at Baylor.....	W 20-6
O8	[1]	[-]	• Wake Forest.....	W 28-7
O15	[2]	[-]	• at North Carolina.....	W 25-7
O22	[2]	[-]	at Syracuse.....	W 34-13
O29	[1]	[-]	• South Carolina ^{HC}	W 27-0
N5	[1]	[-]	Louisiana State.....	W 13-0
N12	[2]	[-]	• at Clemson.....	W 25-12
N19	[2]	[-]	George Washington.....	W 19-0

Orange Bowl

J2	[3]	[1]	Oklahoma ¹	L 6-20
			at Miami, Fla. (Orange Bowl)	



Bob Pellegrini accepts his national college lineman of the year award.



1973

Jerry Claiborne's second season as Maryland coach lifted the Terps to a 5-1 mark in the ACC, and their first national ranking in 12 seasons. The Terps were 5-3 after a 42-22 loss to No. 6 Penn State, but three decisive wins over Virginia, Clemson and Tulane earned Maryland a bid to its first bowl game since the 1956 Orange Bowl. Maryland dominated Georgia in the Peach Bowl, outgaining the Bulldogs 461 to 284 on offense and driving inside the Georgia 20-yard line seven times. Four turnovers proved costly, however, and after a 10-10 tie at intermission, all Maryland could muster were a pair of fourth-quarter field goals by Steve Mike-Mayer. Defensive tackle Randy White earned the first of his two All-America awards.


ACC Standings

Team	ACC		Pts.	Opp.	Overall		Pts.	Opp.
	W-L-T				W-L-T			
NC State	6-0-0		197	93	9-3-0		396	251
Maryland	5-1-0		173	50	8-4-0		335	141
Clemson	4-2-0		147	129	5-6-0		231	263
Virginia	3-3-0		122	161	4-7-0		199	300
Duke	1-4-1		58	99	2-8-1		132	204
North Carolina	1-5-0		150	159	4-7-1		242	266
Wake Forest	0-5-1		38	194	1-9-1		73	326

ACC Bowl Games

Peach Bowl: Georgia 17, Maryland 16
Liberty Bowl: NC State 31, Kansas 18

Ranked #20



Maryland Results (8-4, 5-1)

8-4-0 (4-2, 3-1, 1-1) • ACC: 5-1-0, 2nd

Head Coach: Jerry Claiborne

S15		West VirginiaL	13-20
S22		• at North CarolinaW	23-3
S29		VillanovaW	31-3
O6		SyracuseW	38-0
O13		• at NC StateL	22-24
O20		• at Wake ForestW	37-0
O27		• Duke ¹W	30-10
N3	[—]	Penn StateL	22-42
N10		• Virginia ^{1C}W	33-0
N17		• at ClemsonW	28-13
N24	[18]	TulaneW	42-9

Peach Bowl

D28	[18]	[—]	Georgia ²L	16-17
-----	------	-----	----------------------	--------	-------

¹ at Norfolk, Va.; ² at Atlanta, Ga. (Fulton County Stadium)




All-Americans Randy White (94) and Paul Vellano (72) bring down Penn State's Heisman Trophy winner John Cappelletti on Nov. 3.

1974

ACC CHAMPIONS

Maryland won its first conference championship in 18 years, sweeping past all six of its league opponents. It marked the 10th time in conference history that a team had gone unbeaten in league play. The Terps extended their win streak against ACC foes to 10. Maryland took a top-10 ranking into the Liberty Bowl before falling to Tennessee, 7-3, and ending the season 13th in the final AP poll. Maryland's Randy White was a consensus All-American and won both the Outland and Lombardi trophies.

Ranked #13



Maryland Results (8-4, 6-0)

8-4-0 (5-1, 2-1, 1-2) • ACC: 6-0-0, Champions

Head Coach: Jerry Claiborne

S14	[14]	[3]	AlabamaL	16-21
S21	[14]	[—]	Florida ¹L	10-17
S28			• North CarolinaW	24-12
O5			at SyracuseW	31-0
O12			• ClemsonW	41-0
O19	[18]	[—]	• Wake Forest ^{1C}W	47-0
O26	[15]	[17]	• NC State ^{1C}W	20-10
N2	[15]	[10]	at Penn StateL	17-24
N9	[14]	[—]	VillanovaW	41-0
N16	[13]	[—]	• Duke ²W	56-13
N23	[11]	[—]	• at VirginiaW	10-0

Liberty Bowl

D16	[10]	[20]	Tennessee ³L	3-7
-----	------	------	------------------------	--------	-----

¹ at Tampa, Fla. (Tampa Stadium); ² at Norfolk, Va. (Foreman Field); ³ at Memphis, Tenn. (Liberty Bowl Memorial Stadium)



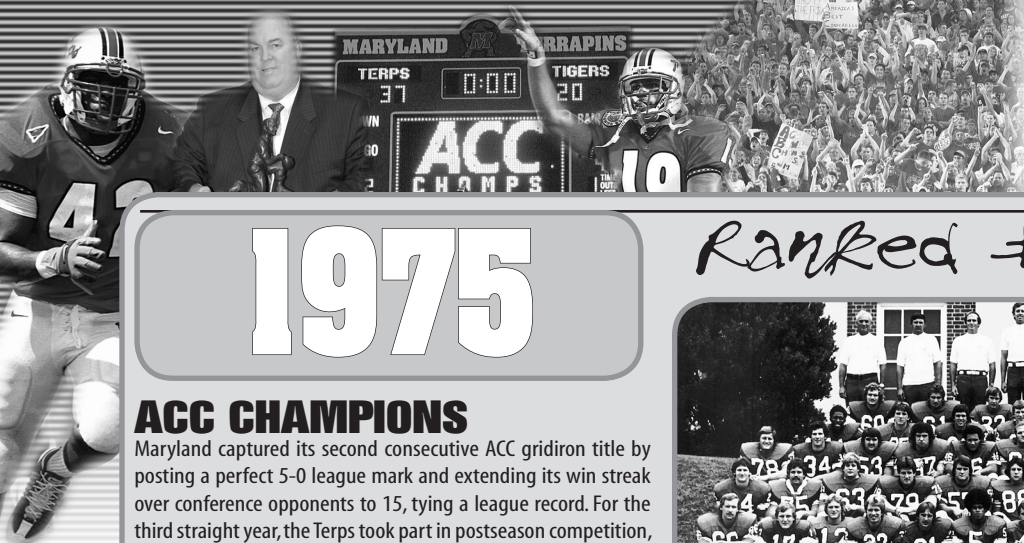
Bob Avellini eludes two NC State defenders on Oct. 26.

ACC Standings

Team	ACC		Pts.	Opp.	Overall		Pts.	Opp.
	W-L-T				W-L-T			
Maryland	6-0-0		198	35	8-4-0		316	104
Clemson	4-2-0		130	135	7-4-0		246	250
North Carolina	4-2-0		146	115	7-5-0		364	279
NC State	4-2-0		145	120	9-2-1		317	241
Duke	2-4-0		110	136	6-5-0		201	208
Virginia	1-5-0		61	111	4-7-0		207	239
Wake Forest	0-6-0		31	169	1-10-0		74	348

ACC Bowl Games

Liberty Bowl: Tennessee 7, Maryland 3
Bluebonnet Bowl: NC State 31, Houston 31
Sun Bowl: Mississippi State 26, North Carolina 24



postseason history

1975

ACC CHAMPIONS

Maryland captured its second consecutive ACC gridiron title by posting a perfect 5-0 league mark and extending its win streak over conference opponents to 15, tying a league record. For the third straight year, the Terps took part in postseason competition, defeating Florida, 13-0, in the Gator Bowl. Maryland, which led the league in total offense with 375.2 yards per game, set an ACC single-game total offense mark with 802 yards in a 62-24 victory over Virginia, Nov. 22. Maryland's John Schultz was the nation's top kickoff returner with a 31.0 average.

ACC Standings

Team	ACC			Overall		
	W-L-T	Pts.	Opp.	W-L-T	Pts.	Opp.
Maryland	5-0-0	182	73	9-2-1	312	150
Duke	3-0-2	131	84	4-5-2	197	212
NC State	2-2-1	131	115	7-4-1	260	210
Wake Forest	3-3-0	145	137	3-8-0	221	264
Clemson	2-3-0	102	141	2-9-0	177	381
North Carolina	1-4-1	119	159	3-7-1	207	272
Virginia	0-5-0	98	226	1-10-0	175	428

ACC Bowl Games

Gator Bowl: Maryland 13, Florida 0
Peach Bowl: West Virginia 13, NC State 10

Ranked #13



Maryland Results (9-2-1, 5-0)

9-2-1 (4-1, 4-1-1, 1-0) • ACC: 5-0-0, Champions

Head Coach: Jerry Claiborne

S6	[17]	[-]	Villanova.....	W	41-0
S13	[14]	[20]	at Tennessee.....	L	8-26
S20			• at North Carolina.....	W	34-7
S27	[20]	[-]	at Kentucky.....	T	10-10
O4			Syracuse ^W	W	24-7
O11			• NC State.....	W	37-22
O18	[19]	[-]	• at Wake Forest.....	W	27-0
N1	[14]	[9]	Penn State.....	L	13-15
N8	[16]	[-]	at Cincinnati.....	W	21-19
N15			• at Clemson.....	W	22-20
N22	[20]	[-]	• Virginia.....	W	62-24

Gator Bowl

D29	[17]	[13]	Florida ¹	W	13-0
			¹ at Jacksonville, Fla. (Gator Bowl)		



LeRoy Hughes stacks up the NC State QB with Randy White closing in on Oct. 11.

1976

ACC CHAMPIONS

The powerful Terrapins swept through the regular season undefeated and became only the second team in ACC history to win three consecutive league titles outright. Coach Jerry Claiborne's club ran its conference victory string to a record 20 straight. The Terps appeared in a bowl for the fourth straight year, losing to Southwest Conference champion Houston, 30-21, in the Cotton Bowl. Maryland tackle Joe Campbell was a consensus All-American. Maryland's No. 8 ranking in the final AP poll was the first Top 10 finish by an ACC team since 1960.

ACC Standings


Team	ACC			Overall		
	W-L-T	Pts.	Opp.	W-L-T	Pts.	Opp.
Maryland	5-0-0	111	24	11-1-0	294	115
North Carolina	4-1-0	144	102	9-3-0	243	220
Wake Forest	3-3-0	124	118	5-6-0	177	206
Duke	2-3-1	125	145	5-5-1	234	245
NC State	2-3-0	97	98	3-7-1	205	258
Virginia	1-4-0*	40	111	2-9-0	106	266
Clemson	0-4-1	76	123	3-6-2	172	237

*Loss to Virginia Tech counted as conference game

ACC Bowl Games

Cotton Bowl: Houston 30, Maryland 21
Peach Bowl: Kentucky 21, North Carolina 30

Ranked #8



Maryland Results (11-1-1, 5-0)


11-1-0 (6-0, 5-0, 0-1) • ACC: 5-0-0, Champions

Head Coach: Jerry Claiborne

S11	[12]	[-]	Richmond.....	W	31-7
S18	[10]	[-]	at West Virginia.....	W	24-3
S25	[8]	[-]	at Syracuse.....	W	42-28
O2	[7]	[-]	Villanova.....	W	20-9
O9	[7]	[-]	• at NC State.....	W	16-6
O16	[5]	[-]	• Wake Forest.....	W	17-15
O23	[6]	[-]	• at Duke.....	W	30-3
O30	[5]	[-]	Kentucky.....	W	24-14
N6	[6]	[-]	Cincinnati.....	W	21-0
N13	[6]	[-]	• Clemson ^W	W	20-0
N20	[6]	[-]	• at Virginia.....	W	28-0

Cotton Bowl

J1	[4]	[6]	Houston ¹	L	21-30
			¹ at Dallas, Texas (Cotton Bowl)		



Mark Manges was featured on the cover of Sports Illustrated on Oct. 4.